

ATLAS

ATLAS Tracked Hydraulic Excavator





柴油发动机 Diesel Engine

阿特拉斯系列液压挖掘机全部装备德国原装道依茨 (Deutz) 大功率直列 6 缸发动机, 有超强的高压喷油系统, 具有高可靠性、最佳经济性、环保性; 发动机的喷油嘴以精细控制使燃油燃烧最大化。极具吸引力的燃油经济性、低噪水平、更有效的散热效果、多级空气过滤系统、使发动机工作寿命更长。发动机输出功率和发动机转速由电控系统控制, 排放达到欧洲 II 号标准。性能卓越, 保证产品平均使用寿命更长, 更能承受了恶劣工况的考验!

ATLAS excavator fits with Germany original Deutz engine with six-in-line cylinder, it has high pressure fuel injection system with characteristics of high stability, optimization economical and environmental protection; precision control for engine spurting nipple makes fuel-burning optimization; it has advantages of economically fueling, low noise, efficient heat dissipation effect and multilevel air filtration system make working life of engine longer; output power and rotating speed of engine are controlled by electrical system; emission of engine conforms to Euro Standard II; Excellent performance ensures average useful time longer and bears the test for bad working condition.

高压喷油系统

喷油压力 1100-1600bar

单体泵由柴油机凸轮轴直接驱动

High pressure fuel injection system

Fuel injection pressure 1100-1600bar

Single pump is directly driven by camshaft.






液压系统 Hydraulic Pressure system

阿特拉斯液压挖掘机采用先进的德国林德负荷传感同步控制液压系统，通过闭芯式负荷传感阀，根据系统的工作需要来及时调整液压油的流量，使液压系统不产生溢流能量损失，从而最大限度的降低了液压油的发热量，使机器可以快速进入最佳工作状态且长时间的工作，提高了工作效率。

Advanced Linde hydraulic system, load sensing variable pump and closed loop load sensing valve, only necessary fluid pumped and no over-flow, fuel-efficient, lessen heat of hydraulic system. Precise flow control and not influenced by load varying.



ATLAS

专业领先的设计理念创造欧美安全标准

Professional and Advanced Design Concept Creates Euro-American Safety Standards



全车使用特种钢材，达到国内先进水平。

We machine uses special steel and reaches to domestic advanced level

防止落物伤害的高安全性驾驶室

Predominant cab can prevent objects falling down

符合欧美劳动安全的顶部保护标准。

Conform to Euro Labor Safety Standard for Top Protection

强化玻璃 Intensity window

采用符合劳动卫生法的强化环保型玻璃。

Fit intensity environmental protection windows that conforms to labor Sanitation Law



www.wme.cn

安全稳定加强型岩石斗

Safe, stable and strengthened rock bucket

安全稳定加强型岩石斗，挖掘力更大！高耐磨HARDOX岩石斗，强有力的挖掘斗形设计。
Safe, stable and strengthened rock bucket has higher digging power. Equipped with high wearable HARDOX rock bucket and powerful bucket. Shape.



阿特拉斯 (ATLAS) 专业、领先的安全设计理念，创造欧美安全标准

ATLAS professional, advanced and safe design concept creates Euro-American safety standard

超强的结构组合件，让您使用可靠放心。加宽加长的车架为标准配置，整机更加稳定安全。

Superior structure assembled parts ensure you use safely and reliably. The widened and lengthened frame is standard configuration, and the complete machine is safer and more stable.



阿特拉斯 (ATLAS) 标准配置600mm履带，并加强了履带链轨，同时还带有安全的履带护轨器，有效的保护链轨。

ATLAS standard configuration of track is 600mm and the track rail is strengthened, and also equipped with safe protection devices for the track in order to protect the track.




隔热板 Heat insulation plate

为了不使手直接接触到高温部位，装有隔热板。
Equip with heat insulation plate in order to prevent hands directly touching hot parts.



防油飞溅的防护隔板 oil splash guard

防油飞溅壁在泵室和发动机之间有隔板，万一液压系统件破损，也不会有油喷到发动机高温处。
There is a guard plate between the pump housing and engine. In case the hydraulic system parts break, oil can not be splashed on the hot positions of engine.



全铸铁配重 Pure cast counterweight

阿特拉斯（ATLAS）挖掘机，全铸铁配重，无任何填充物，环保，无二次污染，吸音降噪。整车结构设计紧凑适合各种工况施工。

ATLAS excavator has a pure cast counterweight without any fillings and environmental pollutions and second pollutions, and it also can absorb sound and reduce noise. The design of complete excavator is compact and suitable for various working conditions.



大型踏板 Large pedal

前后侧均装备有便于上下机器的大型踏板。

There are pedals at the front and back of excavator in order to easily getting in and getting off the excavator.

独有的单操作杆 Particular single operating lever


阿特拉斯（ATLAS）独有的单操作杆，使机器操作更简易，并且带有两级变速的控制按钮，增加了机器的可操纵性，实现挖掘机的前进、后退和转向。

ATLAS particular single operating lever makes machine easily operate, Furthermore the operability is improved and excavator go forward and backward and steering flexibly by the two-stage shifts control button.



阿特拉斯（ATLAS）驱动装置，装备意大利进口邦飞利行走减速器，具有结构紧凑，并可实现高输出扭矩。

ATLAS excavator's driving device is equipped with Italia BONFIGLIOLI driving reducer with compact structure and realizes high output torque.



销轴表面全部采用特殊渗氮工艺制造，强度更高，使用寿命更长！


The surface of pin is processed by special nitriding technics to make higher intensity and has long life.

ATLAS

体验舒适 永无止境 Endless and Comfortable Experience




驾驶室 Cab




全方位可视范围、顶棚带天窗设计，低振动、低噪音设计实现了最佳的舒适性。

Seek Safety and ensure wide eyeshot All-wave view and top with skylight ensure wide view



驾驶室安装有大空间的储物箱，及超音效的收录机方便您的工作，让您轻松享受工作的乐趣。

Spacious storage box in cab and recorder with excellent acoustics can provide convenience for your work and enjoy yourself.



驾驶室空间
比同类车型
+14%

人机工程与实效作业完美
Ergonomic perfectly combines

完全宽敞的驾驶室总成安装在
前挡风玻璃通过气弹簧向上推
玻璃可以镶嵌在门中。
同时，舒适的德国格拉默驾驶
节移动、使驾驶员工作更方便

Wide cab assembly is assembled
and impact effectively. The front
gas spring, the under windshield
be inserted in the door. At the sa
be adjusted in six directions, suc
and it is very convenient to the op



完美结合典范

完美结合典范
with actual effective operation

在阻尼座上,有效降低了震动和冲击。

推进顶棚,下挡风玻璃可以拆卸,门

快座、可上下前后左右等6个方向调

更、舒适。

on damping air spring to reduce vibration

windshield can be moved to top through

can be disassembled; the door glass can

me time, comfortable Grammer seat can

h as up, down, front, back, left and right

operator.

阿特拉斯(ATLAS)以驾驶员作业环境为设计导向,用完善、先进的科技进行人性化、多样化、个性化的设计,能够打破并分裂噪音声波,稳固的圆弧形造型设计,确保驾驶稳定,减少震动。

ATLAS excavator's design takes the working environment for the driver as the orientation, which adopts perfect and advanced technology to make the design with humanity, diversity and individuation, and it can break and split the noise wave. The steady round-arc design ensures a balanced operation and reduces vibrations.



坚固的桶形回转支持底盘 Solid barrel-shaped chassis of slewing gear ring

阿特拉斯(ATLAS)先进的回转支承系统,具有回转加速度快的独特性能,同时具有防连接松动、减少磨损、刚性好,强度高、经久耐用、可靠等特点。

ATLAS excavator advanced slewing gear ring system has the particular feature of fast slewing acceleration. Moreover, it can prevent connection loosening, reduce the abrasionk, and has excellent rigidity and intensity, long life and stability.



超低噪音设置 Super-low noise setup

独特的“平衡”技术,进行智能集成转换,有效的降低了发动机和旋转、溢流时的噪音。

Particular "balance" technology and intelligent integration transition can efficiently reduce engine noise and slewing and overflowing noises.

3306LC



工作质量: 31500kg
Operating weight: 31500kg
斗容: 岩石铲斗 1.6m³
Rock bucket capacity 1.6m³
额定功率: 161kw(219HP)
Rated power: 161kw(219HP)

发动机 Engine

制造商 Manufacturer: 德国 Deutz 发动机公司 Deutz engine
型号 Model: BF6M1013ECP
额定功率 Rated power: 161kw (219HP)
最大功率 (ISO 1585) Max power (ISO 1585): 170kw (231HP)
缸数/型式 Cylinder/model: 6缸/直列 six-in-line
缸径和行程 Cylinder bore and stroke: 108X130mm
活塞排量 Displacement of piston: 7146cm³
进气方式 Charging: 涡轮增压中冷 turbo charging, inter-cooled
排放符合欧洲 II 号排放标准 Emission conforms to Euro Standard II

液压系统 Hydraulic system

装有电脑控制的 AWE-6 电控系统, 液压采用负荷传感技术。具有精细比例的燃油节省型供油控制。 Equip with AWE-6 electrical control system, adopt load sensing technology for hydraulic system and with precision-ratio fuel saving for fuel supply control.
防过载双级安全保护。 Two-stage safeguard for hydraulic system against over load.
具有防气穴功能, 举升及回路具有节流作用。 Anti cavitations function, throttle function in the lifting and folding circuit.
举升回路中具有压力保持与微沉控制。 Keeping pressure and fine control in the lifting and folding circuit.
液压系统主泵 Main pump: 双联轴向柱塞泵 1x axial piston pump
主泵型号 Model: 林德 HPR160/160 Linde HPR 160/160
系统流量 System output: 320/320L/min
最大工作压力 Max operating pressure: 320/380bar

电气系统 Electrical system

工作电压 Operating voltage: 24V

高性能免维护蓄电池 High-performance battery: 2X120Ah
电控系统符合 stVZO 标准 Electrical system accords with stVZO

回转装置 Slewing mechanism

具有比例控制的扭矩特性和柔性制动性能。 Torque with proportional control, brake flexibility
回转马达 Slewing motor: 带有先导阀式轴向柱塞马达 axial plunger motor with pilot valve
回转驱动方式 Slewing gear box: 行星齿轮、内啮合回转驱动 planetary gearing
回转制动 Slewing brake: 盘式制动 disc brake
回转速度 Slewing speed: 9r/min
回转力矩 Slewing torque: 93.4kNm
* 如回转压力低于 120bar, 在坡上直行时由脚踏制动踏板可将回转操作锁止, 保证安全。 Slewing operation is locked by foot brake pedal when straight forward travels, if slewing pressure is lower than 120 bars.

行走装置 Travel mechanism

驱动装置装在车架内侧 Drive unit located inside of the chassis frame.
行星式驱动 planetary gear
自动式多盘制动机构 Automatic acting multi-disc-brake
双作用行走制动阀 Double acting traveling brake valve.
两级速度的行走马达, 随行驶阻力的增减自动换挡。 Dual-stage speed drive motor, change the traveling speed automatically in case drive resistance increases or decreases.
行走速度 Travel speeds:
1 级 Stage 1: 0-2.6km/h
2 级 Stage 2: 0-5.3km/h

3306LC



噪音等级 Noise level

噪音等级低于欧盟限值(动态噪音测量符合2000/14欧盟法规)
Noise level well below EU limits(dynamic noise measurements acc. 2000/14 BJ regulations)

驾驶室外(LWA) Outside cab104dB(A)
驾驶室内(LPA) Inside cab 74dB(A)



下车机架结构 Undercarriage

专门设计的X型车架强度高、钢性好、坚固耐用
Special designed X-shape frame with high strength, high rigidity and long duration

有较高的离地间隙,通过性好
High ground clearance with nice maneuverability

加长型的行走装置提高整机稳定性
Longer drive mechanism improves the stability of the machine

密封式润滑履带
Sealed and lubricated track

导向轮、支重轮和托链轮使用可靠、寿命长
Stable and long life idler, track roller and bearing roller

高质量的驱动轮
High quality driving roller



备选配置 Optional devices

全球卫星定位系统(GPS) Global Position System

B84.39动臂过载报警及动臂止落阀
B 84.39 boom overload warning and tubes falling-prevention valve

液压破碎器管路
Hydraulic hammer tube line

抓斗装置
Grab bucket

800mm宽履带
800mm track



驾驶室 Cabin

宽敞舒适的驾驶空间
Comfortable and spacious driving space
整机电子监控,检测功能全
Electrical control and all-round detecting functions

低噪音,低振动
Noise damping and low vibration

全方位的操作视野
All-wave operating view

大容量的冷暖空调
High-power air conditioner

可调试操纵台
Adjustable operation panel

全方位可调节式座椅
All-wave adjustable chair

符合人机工程的操纵杆
Ergonomic steering lever



操纵系统 Operating system

伺服带有微调的双控制系统(SAE推荐使用)、挖掘机的前进、后退、转向由手柄控制。
Servo device with adjustable dual control system (SAE recommendation); manual control for forward, backward and turning.

也可选用脚踏阀控制前进及后退(符合ISO模式)
Foot pedals for forward and backward drive conforming to ISO mode is optional

润滑系统 Lubrication system

集中润滑系统
Central lubrication system



维修参数 Maintenance parameters

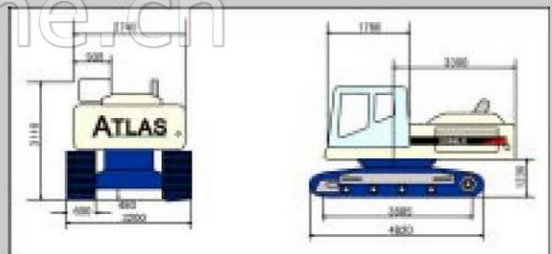
燃油箱 Fuel tank425L

液压油箱 Hydraulic oil tank505L

发动机油底壳 Engine oil pan21L



主机尺寸 Main machine dimension



动臂参数 Boom parameter

C84.3M带有两个动臂油缸和一个斗杆油缸的标准动臂,有效长度5570mm
C84.3 M standard boom with two boom lifting cylinders and one jib cylinder, effective length 5570mm



斗杆参数 Jib parameter

D84.3标准斗杆,有效长度2800mm
D 84.3 standard jib, effective length 2800mm



铲斗参数 Bucket parameter

岩石铲斗斗容1.6m³,宽1500mm
Rock bucket capacity 1.6 m³,width 1500mm



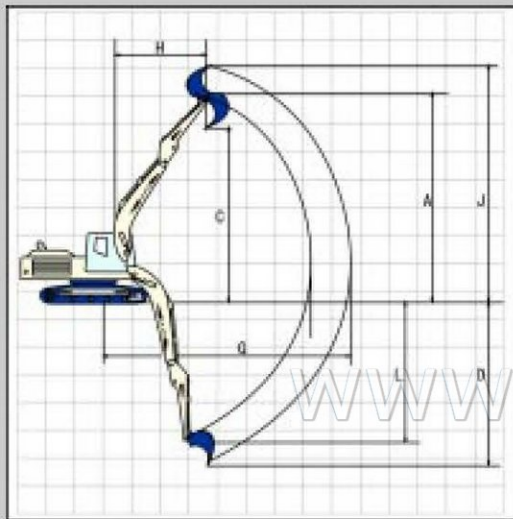
铲斗油缸 Bucket cylinder

F84.1带摇臂、连杆机构的铲斗油缸
F84.1 bucket cylinder with rocker arm and linkage mechanism

3306LC



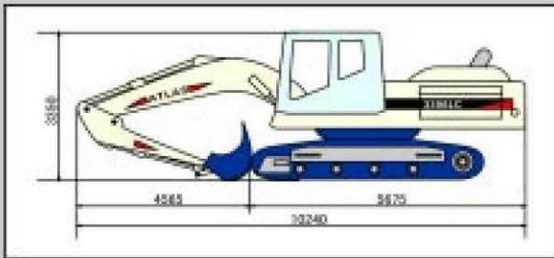
作业范围 Working range



A	铲斗铰轴的最大高度 Jib height (max.)	mm	7650
C	最大卸载高度 Pouring height (max.)	mm	6020
D	最大挖掘深度 Digging depth (max.)	mm	6900
G	最大挖掘半径 Outreach radius (max.)	mm	10250
H	最大高度的挖掘半径 Outreach length (max.)	mm	6250
J	最大挖掘高度 Outreach height (max.)	mm	8550
L	铲斗转轴的最大深度 Bucket pivot	mm	5200
	铲斗 Bucket	L	1600
	斗杆挖掘力 Jib digging force	kN	144
	铲斗挖掘力 Bucket digging force	kN	235



运输尺寸 Transportation dimension



整机配置技术参数 configuration parameter of whole machine

斗杆D84.3-有效长度2800mm Jib D84.3-effective length 2800mm
配置: A84.81 C84.3M F849 Equipment: A 84.81 C 84.3M F849



静态最大提升能力 (t) 主机 A84.81 动臂 C84.3M

Static maximum lifting force (t) main machine A84.81 boom C84.3M

斗杆D84.3有效长度2800mm Jib D84.3 effective length 2800 mm

	3.0		4.0		5.0		6.0		7.0		8.0		8.5	
	l	q	l	q	l	q	l	q	l	q	l	q	l	q
5	-	-	-	-	-	-	-	-	7.1	6.7	-	-	-	-
3	-	-	13.4	13.4	10.4	10.4	8.9	8.0	8.0	6.4	7.5	5.3	-	-
1	-	-	17.7	13.3	13.2	9.7	10.7	7.6	9.2	6.2	8.0	5.2	6.4	4.8
0	-	-	18.3	13.1	14.0	9.5	11.3	7.5	9.6	6.1	7.9	5.1	-	-
-1	-	-	18.3	13.0	14.3	9.4	11.6	7.4	9.5	6.0	7.9	5.1	-	-
-3	21.8	21.4	16.8	13.2	13.4	9.5	11.0	7.4	-	-	-	-	-	-

1、静态最大提升能力 (t): 包括33%的安全稳定储备并且以87%的液压提升力计算。稳定性符合ISO10567, 物料比重1.8t/m³。 The static maximum lifting force (t) includes stability margin of 33% and are calculated at 87% of hydraulic lifting force and stability accords with ISO 10567 standard. Bulk weight 1.8t/ m³
2、方向: l=纵向 q=横向 Directions: l=longitudinal q=lateral