



www.wme.cn

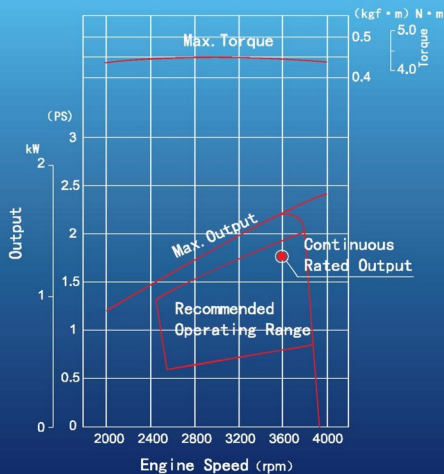
# GT241



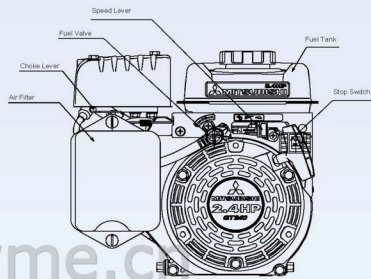
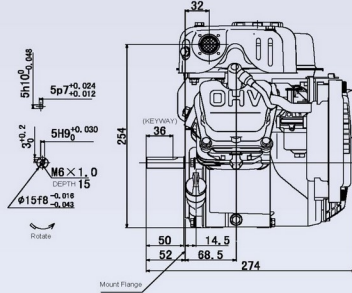
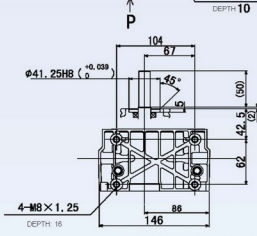
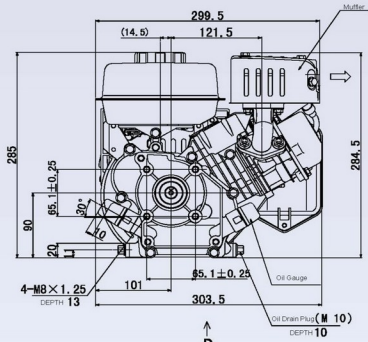
## SPECIFICATION

ITEM	GT241
Type	OHV, 4 Stroke, Air cooled
BorexStroke	52x38 mm
Displacement	79.6 cm <sup>3</sup>
Continuous Rated Output	1.3/3600 kW/rpm <1.8/3600 PS/rpm>
Maximum Output	1.8 kW <2.4 PS>
Maximum Torque	4.31 N·m/rpm <0.44/3000 kgf·m/rpm>
Fuel	Unleaded Automobile Gasoline
Fuel Tank Capacity	1.6 L
Lubricating Oil	Engine Oil SD Class or Higher
Lubricating Oil Capacity	0.4 L
Starting System	Manual Starter
Ignition System	Breakerless Ignition Type
Air Cleaner	Polyurethane Type
Governor System	All Speed Mechanical Governor
PTO Shaft Rotation	Counter-Clockwise [facing PTO]
Weight	9.5 kilograms
Dimensions	L: 282 mm W: 304 mm H: 284.5 mm

## PERFORMANCE CURVE



# DIMENSIONS



## PTO SHAFT TYPE

GT241	JIS (with JIS Mount Flange)	SAE (with SAE Mount Flange)
KEYWAY (General)		
PUMP		
TAPER (Generator)		



www.wme.cn