



## 43X-5RZ

### TRUCK-MOUNTED CONCRETE PUMP

Placing boom	B5RZ 43
Pumping unit	PU1407
Driven by	Gearbox PTO
Chassis	8×4



### Technical Specification

#### BOOM B5RZ 43

Maximum vertical reach	m	43
Maximum horizontal reach (from center of slewing axis)	m	39
Maximum depth reach	m	30.5
Minimum unfolding height	m	9.1
Section numbers		5
Boom type		RZ
Pipeline diameter	mm	125

#### PUMP PU1407

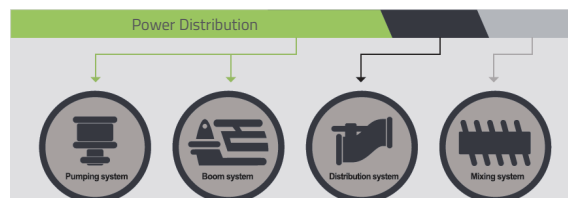
Maximum theoretical output	m <sup>3</sup> /h	140/90
Maximum theoretical pressure on concrete	bar	70/110
Concrete cylinders (diam. × stroke)	mm	230 × 2100
Hydraulic circuit		Open

#### CHASSIS

Chassis brand	m <sup>3</sup> /h	Benz
Engine power	kW	300
Emission standard		CN 5

### Product Highlight

- Energy saving



The 4th self-adaptive variable power technology saves fuel by 10%.

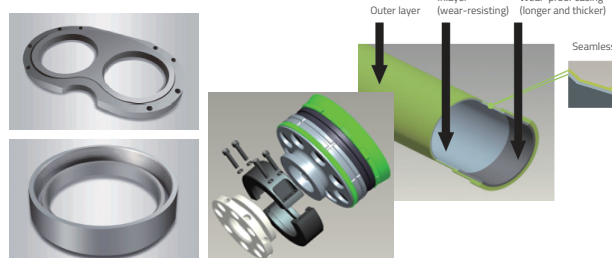
- High reliability: Fatigue optimization design

Service life of boom structure: 8 years or 400,000 m<sup>3</sup> without crack, making it equivalent to European standard.

- Intelligence : 3-level fault self-diagnosis

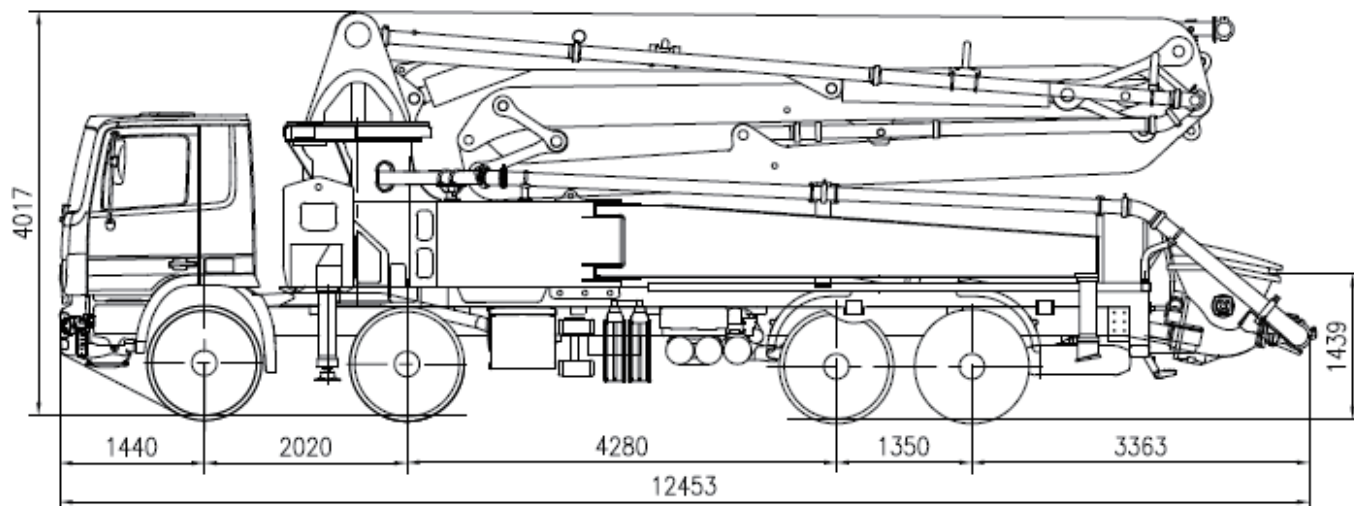
Full self-diagnosis before, after and during pumping to ensure working safely.  
With 31 inserted sensors, execute 61 self-diagnosis items.

- Low Maintenance Cost

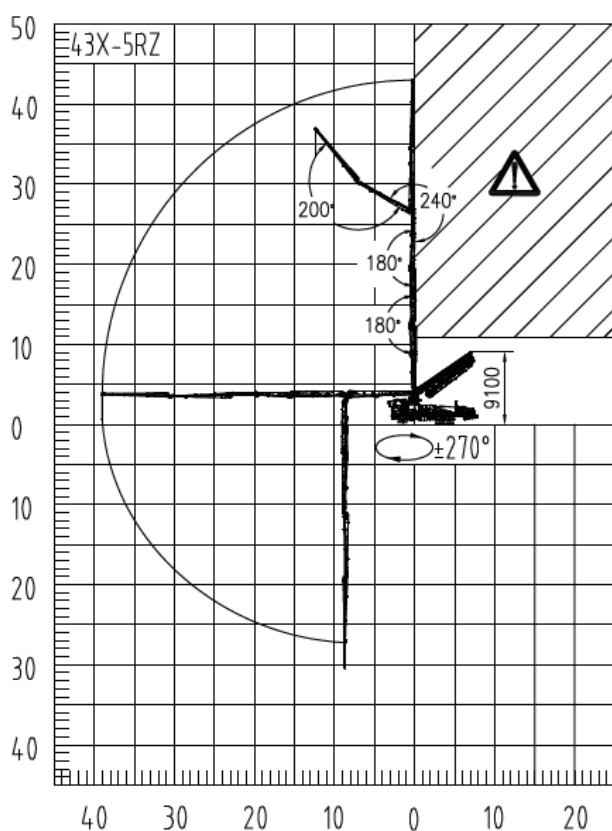


Wearing parts have long service life.

## 43X-5RZ



Note: Dimensions depend on truck.  
Dimensions in mm.



! : Range in which forbid to work.

